

Visual Arts: At-Home Learning: April 13-17

Expectations for the Week

Welcome to choice-based art! For the next five weeks, you will be given four options for creating artwork based upon a weekly theme. The intention of these assignments is to give you the opportunity to express yourself creatively, engage in creative thinking, and challenge yourself to explore new methods of art making.

These opportunities are highly encouraged for enrichment, for students to engage in social and emotional learning and art education but are considered by BCSC to be optional. Therefore, your art teacher expects that you give your best effort in completing at least one of the four choices in a week's time. There is no requirement for students to submit evidence of completion to the art teacher.

Want to show your teacher your artwork? Please use the Remind app to ask questions about the four creative options - wanting feedback on the artwork you've created is always welcomed and encouraged!

Theme for the Week: Color Theory

PRIMARY

The three colors from which all colors are created:




SECONDARY

Created by mixing equal portions of two primary colors:



TERTIARY

Created by mixing equal portions of one primary and one secondary color:



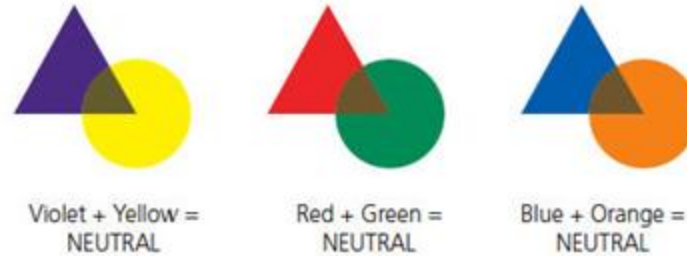
COMPLEMENTARY

Colors that are directly opposite each other on the color spectrum. When two complementary colors are mixed, they neutralize each other by creating brown. For example:



COMPLEMENTARY

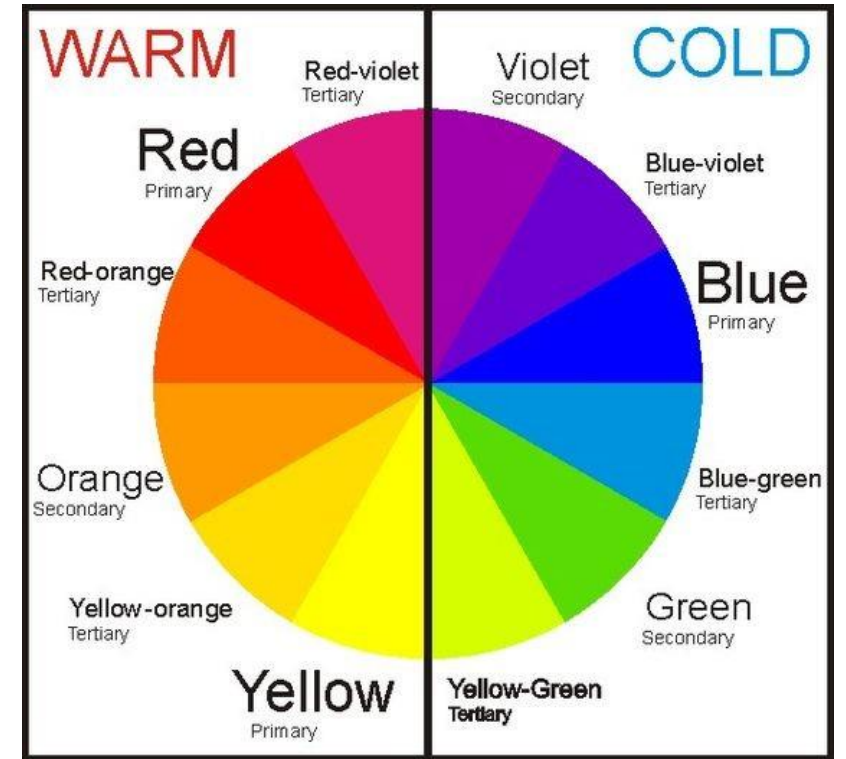

Colors that are directly opposite each other on the color spectrum. When two complementary colors are mixed, they neutralize each other by creating brown. For example:



ANALOGOUS COLOR SCHEMES



MONOCHROMATIC



Focus Artists:

Vincent van Gogh



Monochromatic colors




Analogous colors



Yellena James



Warm colors



Cool colors






#1 Drawing/Painting Choice

Create a drawing or painting that uses a color theory scheme: Primary, Secondary, Warm, Cool, Complementary, or Monochromatic. Use the Color Theory themed slide to help you.

Some examples are below, but these are just to help you get started and inspired!



Monochromatic



Color Wheel





Warm/Cool



#2 Digital Art Choice

- **Blendoku** is a free game where you solve puzzles to create a value scale of color (app is available for Android and iOS mobile devices).
- The following link provides a video example of the game being played.
- <https://www.youtube.com/watch?v=m6FITZ7p5FM>
- How many levels can you complete?





#3 Mixed Media Choice



This artist has used scraps of paper and drawn over the top to recreate a collage of a famous artwork.



Create a mixed media piece that represents one of the color theory schemes (Primary, Secondary, Warm, Cool, Complementary, or Monochromatic). Mixed media gives you the opportunity to combine different art/craft materials to think outside the box. Some ways to accomplish "mixed media" involve cutting and gluing, taping, or creating a collage with found objects/paper scraps/fabric, etc.

This artist has used scraps of paper, yarn, tape, found objects (texture items, playing cards, stickers, etc.) to create a mixed media collage.





Weekly "Social Connection" Challenge

(In addition to completing one of the 4 art making choices)

- Dress yourself according to one of the color theory schemes: Primary, Secondary, Warm, Cool, Complementary, or Monochromatic.
- Ask your family if they can identify what color scheme you're wearing and then teach them about the color scheme you're wearing.
- Try to dress representing a new color scheme each day for a week!
- Can you identify what color scheme the art teacher is wearing?

