

Visual Arts: At-Home Learning: May 11-18

Expectations for the Week

Welcome to choice-based art! For the next week, you will be given four options for creating artwork based upon a weekly theme. The intention of these assignments is to give you the opportunity to express yourself creatively, engage in creative thinking, and challenge yourself to explore new methods of art making.

These opportunities are highly encouraged for enrichment, for students to engage in social and emotional learning and art education but are considered by BCSC to be optional. Therefore, your art teacher expects that you give your best effort in completing at least one of the four choices in a week's time. There is no requirement for students to submit evidence of completion to the art teacher.

Want to show your teacher your artwork? Please use the Remind app to ask questions about the four creative options - wanting feedback on the artwork you've created is always welcomed and encouraged!

Theme for the Week: Animal Art


Artists specialize in (or are known for their skill in) the portrayal of **animals**.



Focus Artists:

Maurice Sendak

<https://www.youtube.com/watch?v=2bptuYPvfgk>




Monokubo

<https://www.youtube.com/watch?v=permcPODyTw>



Carol Gillan

<https://www.instagram.com/carolgillanartist/>

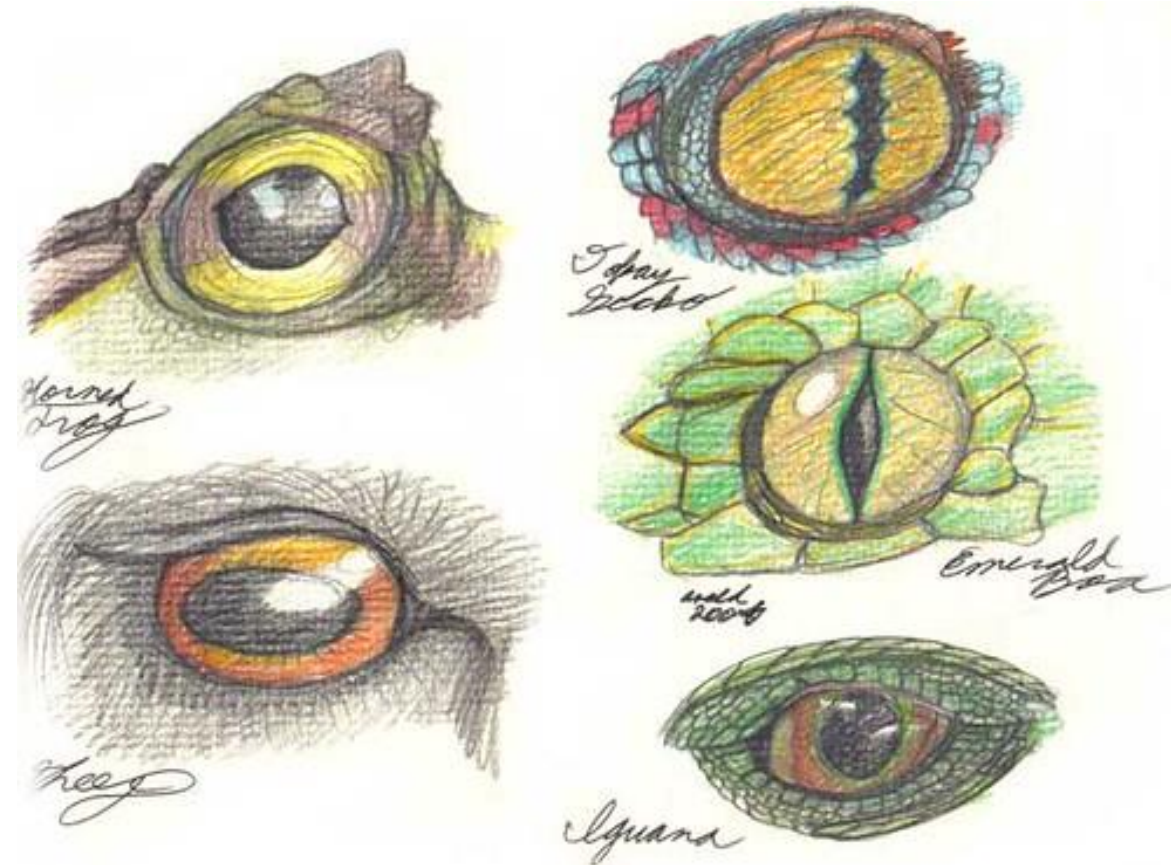



Visual Art- Week of May 11



#1 Drawing/Painting Choice

Create an animal eye exploring different colors, values, and textures (scaly, smooth, rough, furry, wrinkly, bumpy, etc.). Look for areas where you can add value to show highlights and shadows. Value gives things dimension! Some examples are below, but these are just to help you get started and inspired!





#2 Digital Art Choice

Create new animal using the website: <https://switchzoo.com/zoo.htm>
How many new animals can you create? Try to build a biome for your animal to live in.





#3 Mixed Media Choice



Option A



Option B

- Create a mixed media piece that represents an animal.
- Option A is create an animal collage using scraps of paper and organizing them in a way that represents your animal.
- Option B is to create an origami (paper folding) animal eye. You can even draw the animal's features once you are done sculpting!
- Tutorial can be found at: <http://elementsofheartroom.blogspot.com/2018/02/5th-grade-origami-dragon-eyes.html>



#4 Photography Choice

Capture Your Pets!

Do you have any animals at home? If so, try taking a variety (wide range) of pictures of them to show the different textures, colors, shapes, etc. These can be close-ups or full photos. Do they have scales? Fur? Tails? Claws? A shell?





Weekly "Social Connection" Challenge

(In addition to completing one of the 4 art making choices)



AFRICA ROCKS - NEW!
BABOON CAM
presented by Go City

[WATCH LIVE CAM >](#)



AFRICA ROCKS
PENGUIN CAM
presented by Alaska Airlines

[WATCH LIVE CAM >](#)



PRE-RECORDED
PANDA CAM ARCHIVE
[WATCH RECORDED FOOTAGE >](#)



NORTHERN FRONTIER
POLAR CAM
presented by The Coca-Cola Company

[WATCH LIVE CAM >](#)



LOST FOREST - NEW
BABY!
APE CAM
presented by California Coast Credit Union

[WATCH LIVE CAM >](#)



OUTBACK
KOALA CAM
[WATCH LIVE CAM >](#)

- Virtually explore the San Diego Zoo! Scroll down to the middle of the page and see that there are Live Cams of animals. You can choose animals by species. Under each live cam, you can read about the animals, as well. Check out as many as you'd like!

<https://zoo.sandiegozoo.org/live-cams>